

# Sunmodule<sup>®</sup> Plus

## SW 275-290 MONO BLACK (33mm frame)



TUV Power controlled:  
Lowest measuring tolerance in industry



Every component is tested to meet  
3 times IEC requirements



Designed to withstand heavy  
accumulations of snow and ice




Sunmodule Plus:  
Positive performance tolerance



25-year linear performance warranty  
and 10-year product warranty



Glass with anti-reflective coating



### World-class quality

Fully-automated production lines and seamless monitoring of the process and material ensure the quality that the company sets as its benchmark for its sites worldwide.

### SolarWorld Plus-Sorting

Plus-Sorting guarantees highest system efficiency. SolarWorld only delivers modules that have greater than or equal to the nameplate rated power.

### 25-year linear performance guarantee and extension of product warranty to 10 years

SolarWorld guarantees a maximum performance digression of 0.7% p.a. in the course of 25 years, a significant added value compared to the two-phase warranties common in the industry, along with our industry-first 10-year product warranty.\*

\*in accordance with the applicable SolarWorld Limited Warranty at purchase.  
[www.solarworld.com/warranty](http://www.solarworld.com/warranty)



- Qualified, IEC 61215
- Safety tested, IEC 61730
- Blowing sand resistance, IEC 60068-2-68
- Ammonia resistance, IEC 62716
- Salt mist corrosion, IEC 61701
- Periodic inspection



- Periodic inspection
- Power controlled



# Sunmodule<sup>®</sup> Plus

## SW 275-290 MONO BLACK (33mm frame)



### PERFORMANCE UNDER STANDARD TEST CONDITIONS (STC)\*

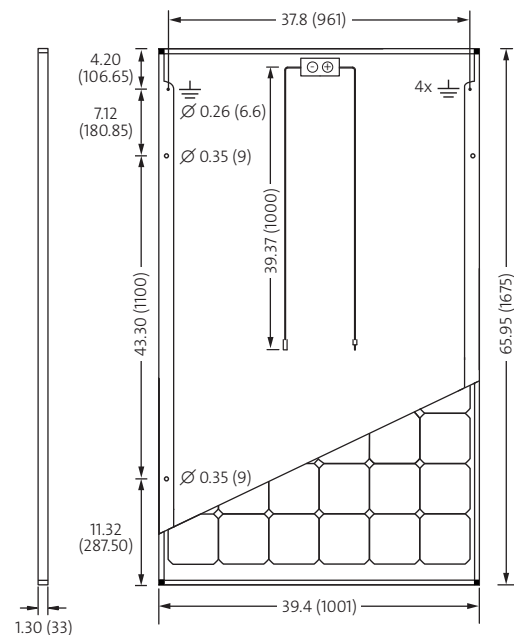
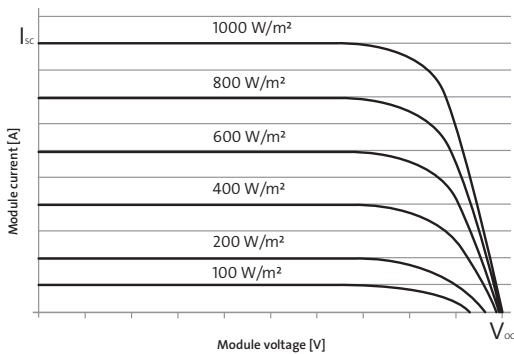
		SW 275	SW 280	SW 285	SW 290
Maximum power	$P_{max}$	275 Wp	280 Wp	285 Wp	290 Wp
Open circuit voltage	$V_{oc}$	39.4 V	39.5 V	39.7 V	39.9 V
Maximum power point voltage	$V_{mpp}$	31.0 V	31.2 V	31.3 V	31.4 V
Short circuit current	$I_{sc}$	9.58 A	9.71 A	9.84 A	9.97 A
Maximum power point current	$I_{mpp}$	8.94 A	9.07 A	9.20 A	9.33 A
Module efficiency	$\eta_m$	16.40 %	16.70 %	17.00 %	17.30 %

\*STC: 1000W/m<sup>2</sup>, 25°C, AM 1.5

### PERFORMANCE AT 800 W/M<sup>2</sup>, NOCT, AM 1.5

		SW 275	SW 280	SW 285	SW 290
Maximum power	$P_{max}$	203.1 Wp	207.2 Wp	211.1 Wp	215 Wp
Open circuit voltage	$V_{oc}$	35.7 V	35.8 V	36.0 V	36.2 V
Maximum power point voltage	$V_{mpp}$	28.1 V	28.3 V	28.4 V	28.5 V
Short circuit current	$I_{sc}$	7.75 A	7.85 A	7.96 A	8.06 A
Maximum power point current	$I_{mpp}$	7.22 A	7.33 A	7.43 A	7.54 A

Minor reduction in efficiency under partial load conditions at 25° C: at 200 W/m<sup>2</sup>, 100% of the STC efficiency (1000 W/m<sup>2</sup>) is achieved.



All units provided are imperial. SI units provided in parentheses.  
SolarWorld AG reserves the right to make specification changes without notice.

### COMPONENT MATERIALS

Cells per module	60	Front	Low-iron empered glass with ARC (EN 12150)
Cell type	Mono crystalline	Frame	Black anodized aluminum
Cell dimensions	6.17 in x 6.17 in (156.75 x 156.75 mm)	Weight	39.7 lbs (18.0 kg)

### THERMAL CHARACTERISTICS

NOCT	48°C
$TCI_{sc}$	0.044 %/K
$TCV_{oc}$	-0.31 %/K
$TCP_{mpp}$	-0.41 %/K
Operating temp	-40° C to +85° C

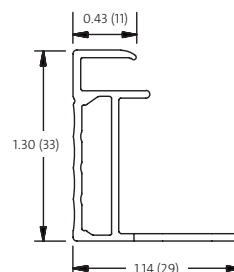
### ADDITIONAL DATA

Power sorting	-0 Wp/+5 Wp
J-Box	IP65
Connector	PV wire per UL4703 with H4 connectors
Module fire performance	(UL 1703) Type 1

### PARAMETERS FOR OPTIMAL SYSTEM INTEGRATION

Maximum system voltage SC II / NEC	1000 V	
Maximum reverse current	25 A	
Number of bypass diodes	3	
Design loads*	Two rail system	113 psf downward, 64 psf upward
Design loads*	Three rail system	178 psf downward, 64 psf upward
Design loads*	Edge mounting	178 psf downward, 41 psf upward

\* Please refer to the Sunmodule installation instructions for the details associated with these load cases.



- Compatible with both "Top-Down" and "Bottom" mounting methods
- Grounding Locations:
  - 4 locations along the length of the module in the extended flange.